


STATIONARY SEAT TYPES



The selection of the stationary seat should be based on the seal type, size, and standard, and the compatible stationary ring and auxiliary sealing materials should be further selected.

TNG[®] have a wide range of Stationary seat that are fully interchangeable with equivalent seals from all other manufacturers. Because of its high versatility, TNG[®] seal can meeting different standard installation dimensions (EN12756 standard, American standard and European standard)

Stationary Seat Types

<i>T9V</i>	<i>60</i>	<i>T4G92</i>	<i>63</i>
<i>T26AG</i>	<i>60</i>	<i>T7G91</i>	<i>63</i>
<i>T16PG</i>	<i>60</i>	<i>T3G6</i>	<i>63</i>
<i>T6CWG</i>	<i>61</i>	<i>T8G606</i>	<i>63</i>
<i>T1G55</i>	<i>61</i>	<i>T1G60</i>	<i>63</i>
<i>T6CW</i>	<i>61</i>	<i>T7G16</i>	<i>63</i>
<i>T1G50</i>	<i>61</i>	<i>T1S43</i>	<i>64</i>
<i>T8G13</i>	<i>62</i>	<i>T3S06</i>	<i>64</i>
<i>T3G4</i>	<i>62</i>	<i>T7S05</i>	<i>64</i>
<i>T8RN</i>	<i>62</i>	<i>T3B0</i>	<i>64</i>
<i>T7RN</i>	<i>62</i>	<i>T7BP</i>	<i>64</i>
<i>T8RU</i>	<i>62</i>		
<i>T7RU</i>	<i>62</i>		

STATIONARY SEAT TYPES

T9V-T26AG-T16PG



T9V



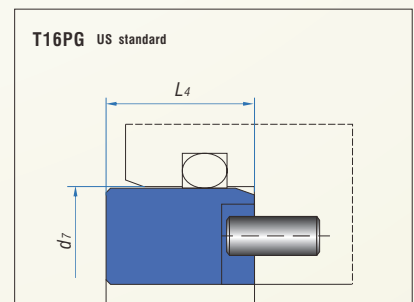
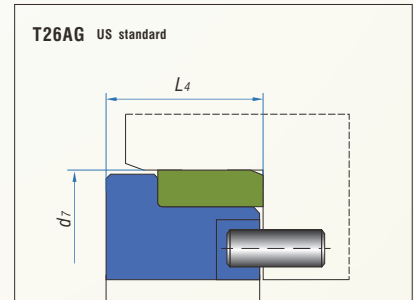
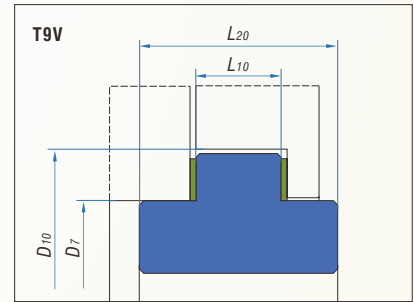
T26AG



T16PG

T9V-T26AG-T16PG DIMENSIONATA(mm)

T9V					T26AG			T16PG			
Size	d_1	D_7	D_{10}	L_{10}	L_{20}	d_1	d_7	L_4	d_1	d_7	L_4
0.750	36.51	48	7.9	17.4	0.750	1.375	0.406	0.500	25.60	7.9	
0.875	39.69	51	7.9	17.4	0.875	1.500	0.406	0.625	31.95	10.3	
1.000	42.86	54	7.9	17.4	1.000	1.625	0.437	0.750	35.12	10.3	
1.125	46.04	60	11.1	26.9	1.125	1.750	0.437	0.875	38.30	10.3	
1.250	50.80	65	11.1	26.9	1.250	1.875	0.437	1.000	41.48	11.1	
1.375	53.98	68	11.1	26.9	1.375	2.000	0.437	1.125	44.65	11.1	
1.500	57.15	71	11.1	26.9	1.500	2.125	0.437	1.250	47.83	11.1	
1.625	63.50	78	11.1	26.9	1.625	2.375	0.500	1.375	51.00	11.1	
1.750	66.68	81	11.1	26.9	1.750	2.500	0.500	1.500	54.18	11.1	
1.875	69.85	84	11.1	26.9	1.875	2.625	0.500	1.625	60.53	12.7	
2.000	73.03	87	11.1	26.9	2.000	2.750	0.500	1.750	63.70	12.7	
2.125	79.38	97	14.3	33.3	2.125	3.000	0.562	1.875	66.88	12.7	
2.250	82.55	100	14.3	33.3	2.250	3.125	0.562	2.000	70.05	12.7	
2.375	85.73	103	14.3	33.3	2.375	3.250	0.562	2.125	76.40	14.3	
2.500	88.90	106	14.3	33.3	2.500	3.375	0.562	2.250	79.58	14.3	
2.625	92.08	110	14.3	33.3	2.625	3.375	0.625	2.375	82.75	14.3	
2.750	95.20	113	14.3	33.3	2.750	3.500	0.625	2.500	85.93	14.3	
2.875	98.43	116	14.3	33.3	2.875	3.625	0.625	2.625	85.93	15.9	
3.000	100.01	117	14.3	33.3	3.000	3.750	0.625	2.750	89.10	15.9	
3.125	103.19	121	14.3	33.3	3.125	4.000	0.781	2.875	95.45	15.9	
3.250	107.80	125	14.3	34.3	3.250	4.125	0.781	3.000	98.63	15.9	
3.375	111.13	129	14.3	34.3	3.375	4.250	0.781	3.125	101.80	19.8	
3.500	114.30	132	14.3	34.3	3.500	4.375	0.781	3.250	104.98	19.8	
3.625	117.47	135	14.3	34.3	3.625	4.500	0.781	3.375	108.15	19.8	
3.750	120.65	138	14.3	34.3	3.750	4.625	0.781	3.500	111.33	19.8	
4.000	127.00	144	14.3	34.3	3.875	4.750	0.781	3.625	114.50	19.8	
					4.000	4.875	0.781	3.750	117.68	19.8	
								3.875	120.85	19.8	
								4.000	124.03	19.8	



MATERIALS

Model	Stationary Face	Elastomer	Mechanical Seal Type
T9V	CE RBSIC SSIC TC	NBR FKM EPDM FEPM FFKM	TG8U TG9U TG91B TG94B
T26AG	RBSIC SSIC TC	NBR FKM EPDM FEPM FFKM	TG8U TG9U TG91B TG94B
T16PG	RBSIC SSIC TC	NBR FKM EPDM FEPM FFKM	TG8U TG9U TG91B TG94B

STATIONARY SEAT TYPES



T6CWG/T1G55-T6CW/T1G50



T6CWG



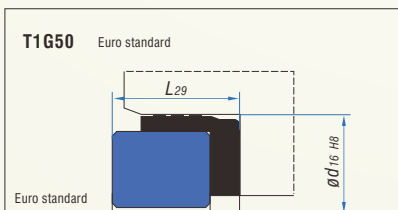
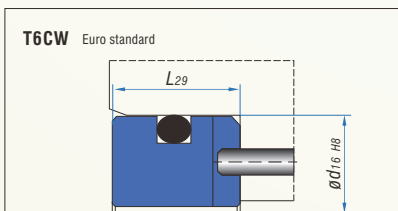
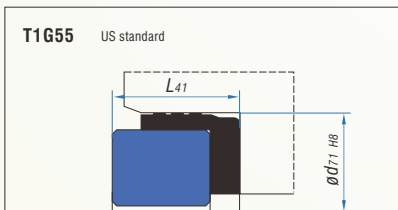
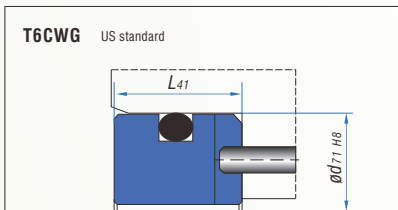
T1G55



T6CW



T1G50



T6CWG/T1G55-T6CW/T1G50 DIMENSIONAL DATA(mm/inch)

Dimensions in inches			Dimensions in mm			Dimensions in inches			Dimensions in mm		
Size	T6CWG/T1G55		Size	T6CWG/T1G55		Size	T6CW/T1G50		Size	T6CW/T1G50	
d ₁	d ₇₁	L ₄₁	d ₁	d ₇₁	L ₄₁	d ₁	d ₁₆	L ₂₉	d ₁	d ₁₆	L ₂₉
0.375	0.875	0.312	10	22.23	7.9	0.375	0.969	0.344	10	24.60	8.7
0.500	1.000	0.312	12	25.40	7.9	0.500	1.094	0.344	12	27.80	8.7
0.625	1.250	0.406	13	25.40	7.9	0.625	1.219	0.406	14	30.95	10.3
0.750	1.375	0.406	14	31.75	10.3	0.750	1.344	0.406	16	30.95	10.3
0.875	1.500	0.406	16	31.75	10.3	0.875	1.469	0.406	18	34.15	10.3
1.000	1.625	0.437	18	34.93	10.3	1.000	1.594	0.406	20	35.70	10.3
1.125	1.750	0.437	20	38.10	10.3	1.125	1.875	0.472	22	37.30	10.3
1.250	1.875	0.437	22	38.10	10.3	1.250	2.000	0.472	24	40.50	10.3
1.375	2.000	0.437	24	41.28	11.1	1.375	2.125	0.472	25	40.50	10.3
1.500	2.125	0.437	25	41.28	11.1	1.500	2.250	0.472	28	47.63	12.0
1.625	2.375	0.500	28	44.45	11.1	1.625	2.375	0.472	30	50.80	12.0
1.750	2.500	0.500	30	47.63	11.1	1.750	2.500	0.472	32	50.80	12.0
1.875	2.625	0.500	32	47.63	11.1	1.875	2.625	0.472	33	53.98	12.0
2.000	2.750	0.500	33	50.80	11.1	2.000	2.750	0.531	35	53.98	12.0
2.125	3.000	0.562	35	50.80	11.1	2.125	2.875	0.531	38	57.15	12.0
2.250	3.125	0.562	38	53.98	11.1	2.250	3.000	0.531	40	60.33	12.0
2.375	3.250	0.562	40	60.33	12.7	2.375	3.125	0.531	43	63.50	12.0
2.500	3.375	0.562	43	63.50	12.7	2.500	3.250	0.531	45	63.50	12.0
2.625	3.375	0.625	45	66.68	12.7	2.625	3.625	0.625	48	66.70	12.0
2.750	3.500	0.625	48	69.85	12.7	2.750	3.750	0.625	50	69.85	13.5
2.875	3.750	0.625	50	69.85	12.7	2.875	3.875	0.625	53	73.05	13.5
3.000	3.875	0.625	53	76.20	14.3	3.000	4.000	0.625	55	76.20	13.5
3.125	4.000	0.781	55	79.38	14.3	3.125	4.375	0.781	60	79.40	13.5
3.250	4.125	0.781	58	82.55	14.3	3.250	4.500	0.781	65	92.10	15.9
3.375	4.250	0.781	60	82.55	14.3	3.375	4.625	0.781	70	95.25	15.9
3.500	4.375	0.781	63	85.73	14.3	3.500	4.750	0.781	75	101.60	15.9
3.625	4.500	0.781	65	85.73	15.9	3.625	4.875	0.781	80	114.30	19.9
3.750	4.625	0.781	70	88.90	15.9	3.750	5.000	0.781	85	117.50	19.9
3.875	4.750	0.781	73	95.25	15.9	3.875	5.125	0.781	90	123.85	19.9
4.000	4.875	0.781	75	98.43	15.9	4.000	5.250	0.781	95	127.00	19.9
									100	133.35	19.9

MATERIALS

Model	Stationary Face	Elastomer	Mechanical Seal Type
T6CWG	CE RBSIC SSIC TC	NBR FKM EPDM FEPM FFKM	TG8U TG9U TG91B TG94B TG1U TG2U
T1G55	CE RBSIC SSIC TC	NBR FKM EPDM FEPM FFKM	TG560B TG1U TG2U TG31U
T6CW	CE RBSIC SSIC TC	NBR FKM EPDM FEPM FFKM	TG560K TG1K TG2K TG31K
T1G50	CE RBSIC SSIC TC	NBR FKM EPDM FEPM FFKM	TG560K TG1K TG2K TG31K TG109K

STATIONARY SEAT TYPES

T8G13/T3G4-T8RN/T7RN-T8RU/T7RU



T8G13



T3G4



T8RN



T7RN



T8RU



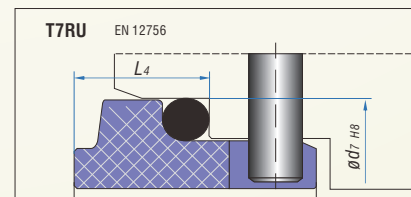
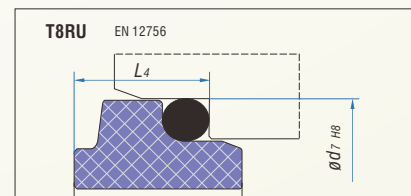
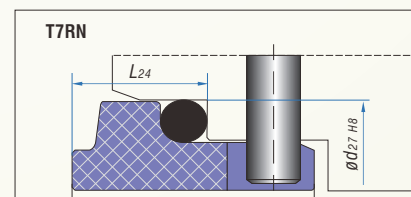
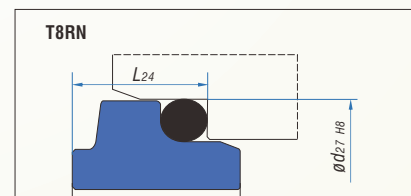
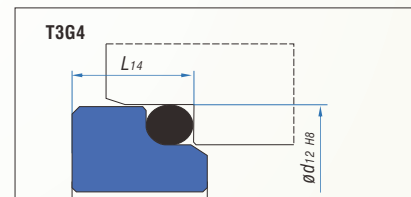
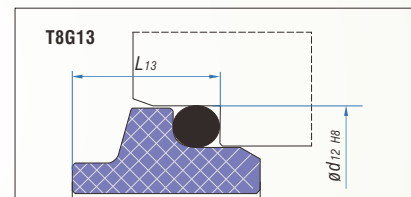
T7RU

T8G13/T3G4-T8RN/T7RN-T8RU/T7RU DIMENSIONAL DATA(mm)

Size T8G13			Size T3G4			Size T8RN/T7RN			Size T8RU/T7RU		
d ₁	d ₁₂	L ₁₃	d ₁	d ₁₂	L ₁₄	d ₁	d ₂₇	L ₂₄	d ₁	d ₇	L ₄
12	21.6	7.6	12	21.6	5.6	8	17.1	5.5	10	21	7.0
14	24.6	7.6	14	24.6	5.6	10	18.1	5.5	12	23	7.0
15	24.6	8.6	15	24.6	6.6	12	20.6	5.5	14	25	7.0
16	28.0	9.0	16	28.0	7.5	13/14	23.1	6.0	16	27	7.0
18	30.0	10.0	18	30.0	8.0	15/16	26.9	7.0	18	33	10.0
19	31.0	9.0	19	31.0	7.5	17	26.9	7.0	20	35	10.0
20/22	35.0	9.5	20/22	35.0	7.5	18	30.9	8.0	22	37	10.0
24/25	38.0	9.5	24/25	38.0	7.5	19/20	30.9	8.0	24	39	10.0
26	40.0	10.0	26	40.0	8.0	22	35.4	8.0	25	40	10.0
28	42.0	11.0	28	42.0	9.0	24	35.4	8.0	28	43	10.0
30	45.0	11.0	30	45.0	10.5	25	38.2	8.5	30	45	10.0
32	48.0	11.0	32	48.0	10.5	26	38.2	8.5	32	48	10.0
33	50.0	11.5	33	50.0	11.0	28	43.3	9.0	33	48	10.0
35	52.0	11.5	35	52.0	11.0	30	43.3	9.0	35	50	10.0
38	55.0	11.5	38	55.0	10.3	32	43.3	9.0	38	56	13.0
40	58.0	11.5	40	58.0	10.8	33	53.5	11.5	40	58	13.0
42/43	62.0	14.3	42/43	62.0	12.0	35	53.5	11.5	43	61	13.0
45	64.0	14.3	45	64.0	11.6	38	60.5	11.5	45	63	13.0
48	68.4	14.3	48	68.4	11.6	40	60.5	11.5	48	66	13.0
50	69.3	14.3	50	69.3	11.6	42/43	60.5	11.5	50	70	14.0
53	72.3	14.3	53	72.3	13.3	44	65.5	11.5	53	73	14.0
55	75.4	15.3	55	75.4	13.3	45	65.5	11.5	55	75	14.0
58	78.4	15.3	58	78.4	13.3	48	65.5	11.5	58	78	14.0
60	80.4	15.3	60	80.4	13.3	50	72.5	11.5	60	80	14.0
63	83.4	15.3	63	83.4	13.0	55	72.5	11.5	63	83	14.0
65	85.4	15.3	65	85.4	13.0	60	79.3	11.5	65	85	14.0
68	91.5	16.0	68	91.5	13.7	65	84.5	11.5	68	90	16.0
70	92.0	15.3	70	92.0	13.0	70	89.5	11.5	70	92	16.0
75	99.0	15.3	75	99.0	14.0	75	94.5	11.5	75	97	16.0
80	104.0	16.3	80	104.0	15.0	80	99.5	11.5	80	105	18.0
85	109.0	16.3	85	109.0	14.8	85	105.5	13.5	85	110	18.0
90	114.0	16.3	90	114.0	14.8	90	111.5	13.5	90	115	18.0
95	120.3	17.3	95	120.3	15.8	95	116.5	13.5	95	120	18.0
100	123.3	17.3	100	123.3	15.8	100	119.5	13.5	100	125	18.0

MATERIALS

Model	Stationary Face	Elastomer	Mechanical Seal Type
T8G13	Carbon graphite	NBR FKM EPDM FEPM FFKM	TG120B TG71U
T3G4	RBSIC SSIC TC	NBR FKM EPDM FEPM FFKM	TG120B TG71U TG109 TG120M
T8RN/T3RN	CA RBSIC SSIC TC	NBR FKM EPDM FEPM FFKM	TG120A TG155
T7RN/T4RN	CA RBSIC SSIC TC	NBR FKM EPDM FEPM FFKM	TG120A TG155
T8RU/T3RU	CA RBSIC SSIC TC	NBR FKM EPDM FEPM FFKM	TG120D TG120DU TG120E TG155C
T7RU/T4RU	CA RBSIC SSIC TC	NBR FKM EPDM FEPM FFKM	TG120D TG120DU TG120E



STATIONARY SEAT TYPES

TNG® T4G92/T7G91-T3G6/T8G606/T1G60-T7G16



T4G92



T7G91



T3G6



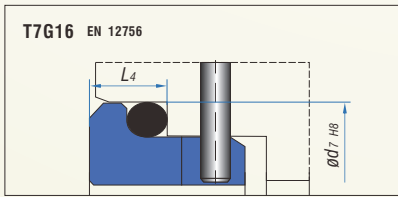
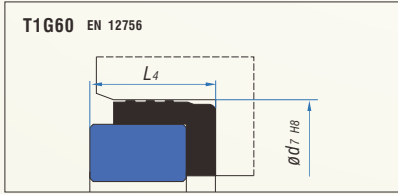
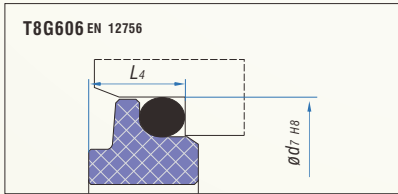
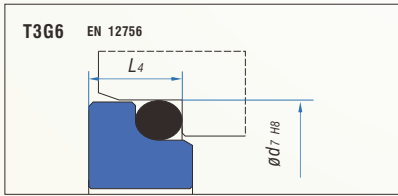
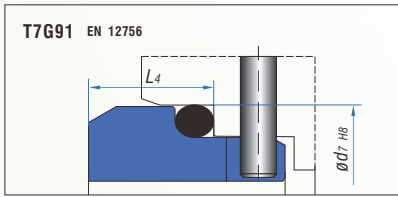
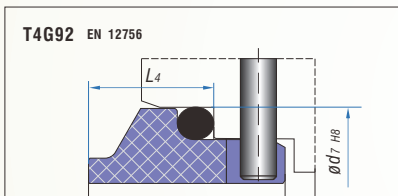
T8G606



T1G60



T7G16



T4G92/T7G91-T3G6/T8G606/T1G60-T7G16 DIMENSIONAL(mm)

Size	T4G92	T7G91	Size	T3G6	T8G606	T1G60	Size	T7G16	
d ₁	d ₇	L ₄	d ₇	L ₄	d ₇	L ₄	d ₁	d ₇	L ₄
10	21	10.0	21	10.0	10	21	6.6	21	6.6
12	23	10.0	23	10.0	12	23	6.6	23	6.6
14	25	10.0	25	10.0	14	25	6.6	25	6.6
16	27	10.0	27	10.0	16	27	6.6	27	6.6
18	33	11.5	33	11.5	18	33	7.5	33	7.5
20	35	11.5	35	11.5	20	35	7.5	35	7.5
22	37	11.5	37	11.5	22	37	7.5	37	7.5
24	39	11.5	39	11.5	24	39	7.5	39	7.5
25	40	11.5	40	11.5	25	40	7.5	40	7.5
28	43	11.5	43	11.5	28	43	7.5	43	7.5
30	45	11.5	45	11.5	30	45	7.5	45	7.5
32	48	11.5	48	11.5	32	48	7.5	48	7.5
33	48	11.5	48	11.5	33	48	7.5	48	7.5
35	50	11.5	50	11.5	35	50	7.5	50	7.5
38	56	14.0	56	14.0	38	56	9.0	56	9.0
40	58	14.0	58	14.0	40	58	9.0	58	9.0
43	61	14.0	61	14.0	43	61	9.0	61	9.0
45	63	14.0	63	14.0	45	63	9.0	63	9.0
48	66	14.0	66	14.0	48	66	9.0	66	9.0
50	70	15.0	70	15.0	50	70	9.5	70	9.5
53	73	15.0	73	15.0	53	73	11.0	73	11.0
55	75	15.0	75	15.0	55	75	11.0	75	11.0
58	78	15.0	78	15.0	58	78	11.0	78	11.0
60	80	15.0	80	15.0	60	80	11.0	80	11.0
63	83	15.0	83	15.0	63	83	11.0	83	11.0
65	85	15.0	85	15.0	65	85	11.0	85	11.0
68	90	18.0	90	18.0	68	90	11.3	90	11.3
70	92	18.0	92	18.0	70	92	11.3	92	11.3
75	97	18.0	97	18.0	75	97	11.3	97	11.3
80	105	18.2	105	18.2	80	105	12.0	105	12.0
85	110	18.2	110	18.2	85	110	14.0	110	14.0
90	115	18.2	115	18.2	90	115	14.0	115	14.0
95	120	17.2	120	17.2	95	120	14.0	120	14.0
100	125	17.2	125	17.2	100	125	14.0	125	14.0

MATERIALS

Model	Stationary Face	Elastomer	Mechanical Seal Type
T4G92	Carbon graphite	NBR FKM EPDM FEPM FFKM	TG120C TG71U
T7G91	RBSIC SSIC TC	NBR FKM EPDM FEPM FFKM	TG120C TG71U TG109 TG685
T3G6	RBSIC SSIC TC	NBR FKM EPDM FEPM FFKM	TG120C TG71U TG109 TG120M
T8G606	Carbon graphite	NBR FKM EPDM FEPM FFKM	TG109
T1G60	CE RBSIC SSIC TC	NBR FKM EPDM FEPM FFKM	TG109
T7G16	RBSIC SSIC TC	NBR FKM EPDM FEPM FFKM	TG90B TG71U TG685

STATIONARY SEAT TYPES

T1S43/T3S06/T7S05-T3B0/T7BP



T1S43



T3S06



T7S05



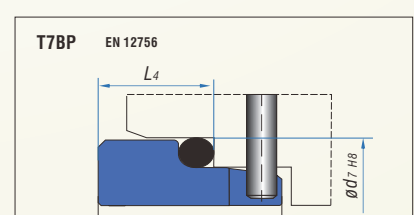
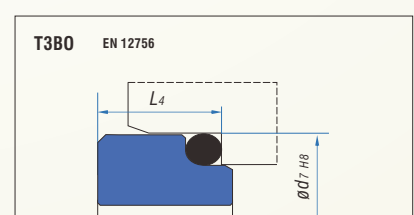
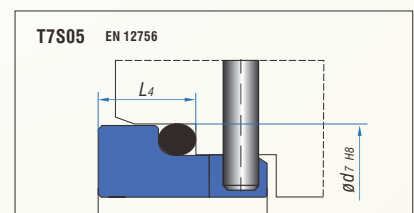
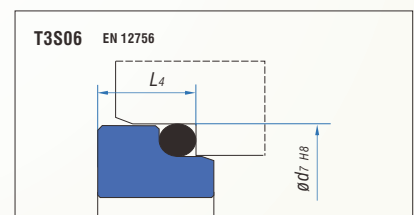
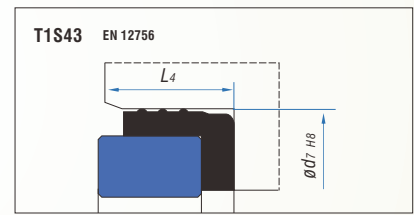
T3B0



T7BP

T1S43/T3S06/T7S05-T3B0/T7BP DIMENSIONATA(mm)

Size		T1S43			T3S06			T7S05			Size		T3B0			T7BP		
d ₁	d ₇	L ₄	d ₇	L ₄	d ₇	L ₄	d ₇	L ₄	d ₁	d ₇	L ₄	d ₇	L ₄	d ₇	L ₄	d ₇	L ₄	
10	21	8.6	21	8.6	21	8.6	21	8.6	14	25	12.0	25	12.0	25	12.0	25	12.0	
12	23	8.6	23	8.6	23	8.6	23	8.6	16	27	12.0	27	12.0	27	12.0	27	12.0	
14	25	8.6	25	8.6	25	8.6	25	8.6	18	33	13.5	33	13.5	33	13.5	33	13.5	
16	27	8.6	27	8.6	27	8.6	27	8.6	20	35	13.5	35	13.5	35	13.5	35	13.5	
18	33	10.0	33	10.0	33	10.0	33	10.0	22	37	13.5	37	13.5	37	13.5	37	13.5	
20	35	10.0	35	10.0	35	10.0	35	10.0	24	39	13.3	39	13.3	39	13.3	39	13.3	
22	37	10.0	37	10.0	37	10.0	37	10.0	25	40	13.0	40	13.0	40	13.0	40	13.0	
24	39	10.0	39	10.0	39	10.0	39	10.0	28	43	12.5	43	12.5	43	12.5	43	12.5	
25	40	10.0	40	10.0	40	10.0	40	10.0	30	45	12.0	45	12.0	45	12.0	45	12.0	
28	43	10.0	43	10.0	43	10.0	43	10.0	32	48	12.0	48	12.0	48	12.0	48	12.0	
30	45	10.0	45	10.0	45	10.0	45	10.0	33	48	12.0	48	12.0	48	12.0	48	12.0	
32	48	10.0	48	10.0	48	10.0	48	10.0	35	50	12.0	50	12.0	50	12.0	50	12.0	
33	48	10.0	48	10.0	48	10.0	48	10.0	38	56	13.0	56	13.0	56	13.0	56	13.0	
35	50	10.0	50	10.0	50	10.0	50	10.0	40	58	13.0	58	13.0	58	13.0	58	13.0	
38	56	11.0	56	11.0	56	11.0	56	11.0	43	61	13.0	61	13.0	61	13.0	61	13.0	
40	58	11.0	58	11.0	58	11.0	58	11.0	45	63	13.0	63	13.0	63	13.0	63	13.0	
43	61	11.0	61	11.0	61	11.0	61	11.0	48	66	13.0	66	13.0	66	13.0	66	13.0	
45	63	11.0	63	11.0	63	11.0	63	11.0	50	70	13.5	70	13.5	70	13.5	70	13.5	
48	66	11.0	66	11.0	66	11.0	66	11.0	53	73	13.5	73	13.5	73	13.5	73	13.5	
50	70	13.0	70	13.0	70	13.0	70	13.0	55	75	13.5	75	13.5	75	13.5	75	13.5	
53	73	13.0	73	13.0	73	13.0	73	13.0	58	78	13.5	78	13.5	78	13.5	78	13.5	
55	75	13.0	75	13.0	75	13.0	75	13.0	60	80	13.5	80	13.5	80	13.5	80	13.5	
58	78	13.0	78	13.0	78	13.0	78	13.0	63	83	13.5	83	13.5	83	13.5	83	13.5	
60	80	13.0	80	13.0	80	13.0	80	13.0	65	85	13.5	85	13.5	85	13.5	85	13.5	
63	83	13.0	83	13.0	83	13.0	83	13.0	68	90	13.5	90	13.5	90	13.5	90	13.5	
65	85	13.0	85	13.0	85	13.0	85	13.0	70	92	14.5	92	14.5	92	14.5	92	14.5	
68	90	15.3	90	15.3	90	15.3	90	15.3	75	97	14.5	97	14.5	97	14.5	97	14.5	
70	92	15.3	92	15.3	92	15.3	92	15.3	80	105	15.0	105	15.0	105	15.0	105	15.0	
75	97	15.3	97	15.3	97	15.3	97	15.3	85	110	15.0	110	15.0	110	15.0	110	15.0	
80	105	15.7	105	15.7	105	15.7	105	15.7	90	115	15.0	115	15.0	115	15.0	115	15.0	
85			110	15.7	110	15.7	110	15.7	95	120	15.0	120	15.0	120	15.0	120	15.0	
90			115	15.7	115	15.7	115	15.7	100	125	15.0	125	15.0	125	15.0	125	15.0	
95			120	15.7	120	15.7	120	15.7										
100			125	15.7	125	15.7	125	15.7										



MATERIALS

Model	Stationary Face	Elastomer	Mechanical Seal Type
T1S43	CE RBSIC SSIC TC	NBR FKM EPDM FEPM FFKM	TG560C
T3S06	RBSIC SSIC TC	NBR FKM EPDM FEPM FFKM	TG560C TG94BN
T7S05	RBSIC SSIC TC	NBR FKM EPDM FEPM FFKM	TG94BN
T3B0	RBSIC SSIC TC	NBR FKM EPDM FEPM FFKM	TG502B TG58U TG59U TG58B TG59B
T7BP	RBSIC SSIC TC	NBR FKM EPDM FEPM FFKM	TG502B TG58U TG59U TG58B TG59B